

STORNOWAY PRIMARY SCHOOL



HOMework POLICY

(REVISED DECEMBER 2018)

STORNOWAY PRIMARY SCHOOL HOMEWORK POLICY

Rationale

We believe that homework is valuable in supporting learning and in giving parents an opportunity to become involved in their children's learning experiences. Homework tasks should be meaningful, interesting and each party (teacher, child and parent) should understand their role if full benefit is to be achieved. Activities should take into account different styles of learning and the importance of choice and creativity as far as is practical.

It is also important to ensure that home learning tasks are not too onerous or time-consuming for children, parents or staff. Home learning tasks will present opportunities to practise and consolidate class work and also promote independent learning. Parents are informed of class based curricular plans through learning carousels. Suggested homework activities set at each curricular level are distributed each session (see appendices).

Aims

- To consolidate knowledge and practise skills
- To encourage independent learning and a positive attitude to work
- To involve parents in their children's learning

Frequency

On-going practice and consolidation will be issued on a daily/weekly basis.

In addition, some tasks will have longer timescales. Children and parents will be informed of the timescale for such tasks. Pupils are not expected to complete homework tasks over the weekend.

Parents' Role

Parents have a crucial role in supporting and facilitating the success of their children's learning by taking an active interest in each child's work and by valuing and praising achievements. Parents can best help by:-

- Ensuring that children have a time and place in which to work.
- Taking an active interest in work brought home (but not doing it for them).
- Supporting tasks 1 to 1 or shared family activities (see appendices) e.g. use of library, make time to read with and to your child, visits, suggesting sources of information, discussing errors with children (encourage them to correct), suggested homework activities
- Inform class teacher of any barriers that they have in supporting their children's learning.
- Checking that your child has achieved the task.
- Signing homework to say that they have seen the work and are satisfied with their child's efforts.
- Making a comment on their child's work. (This is not marking homework).
- Discussing the skills content of pupil learning logs. Parents are encouraged to contribute suggestions and comments and to record opportunities for wider achievement in which children have been involved.

Child's Role

Children have a responsibility to:

- Complete their work in the allocated timescale.
- Do their best work.
- Discuss any difficulties with parent or teacher as soon as possible.
- Ensure that parents are aware of what they are working on.
- Ask parents to sign / comment on their homework.

Teachers' Role

- To allocate appropriate homework.
- To ensure that tasks are fully understood.
- To provide feedback to pupils.
- To ensure there are open channels of communication with all parents.

Keeping in Touch

Homework will be recorded in Homework Diaries and teachers and parents may use this diary to keep in touch, making comments or asking questions.





Useful Websites







<https://education.gov.scot/parentzone>






<https://www.gaelic4parents.com/>


'When parents are actively involved in reading with their children at home their children's reading scores improve, on average, by between 12-18 months.'




(Parents as Partners in Excellence Celia Burn Scottish Learning Festival September 2007)



<p><u>Take a trip to the shop</u></p> <ul style="list-style-type: none"> • Make a list for shopping. • Use the list in the shop and allow your child to find the items on the shelves. • Place items on the conveyor belt. • Put the food into the bags. • Discuss healthy and unhealthy foods. 	<p><u>Do some baking and cooking</u></p> <ul style="list-style-type: none"> • Count out cups and spoons of ingredients • Make own dough/biscuits • Follow a recipe to make a product • Use a range of kitchen utensils • Calculate when cooking/baking will be ready. Use timers and clocks to help you 	<p><u>Fine Motor skills</u></p> <ul style="list-style-type: none"> • Help with the laundry • Cut up old magazines/paper/envelopes/playdough • Make, mould, roll shapes/balls/worms using playdough and talk about size • Use real tools eg screwdrivers, nuts and bolts etc • Threading pasta using string or shoelaces • Mark making using sand/shaving foam etc
<p><u>Weather watch</u></p> <ul style="list-style-type: none"> • Talk about the weather and seasonal changes. • Keep a weather record – include what the weather was like and what activities you did that day. 	<p><u>Websites</u></p> <ul style="list-style-type: none"> • BBC Alba – Cbeebies Gaelic • Orain na cloinne Bige • Go Gaelic • Cbeebies • Topmarks • Crickweb 	<p><u>Literacy</u></p> <ul style="list-style-type: none"> • Learn nursery rhymes • Share bedtime stories • Attending book-bug sessions • Time to Talk
<p><u>Your favourite shows</u></p> <ul style="list-style-type: none"> • Monitor the time your child spends watching TV or using the IPAD over a weekend. • Talk about your favourite parts of the show. 	<p><u>Gaelic</u></p> <ul style="list-style-type: none"> • Watch Gaelic TV programmes • Play games on lasadh.co.uk • Read Gaelic street signs • Talk about the weather in Gaelic • Talk about the day/season in Gaelic • Follow recipes • Listen to Gaelic pre-school CD'S 	<p><u>Make a den</u></p> <ul style="list-style-type: none"> • Make a den with your child. • Use loose parts to make it • Play imaginatively • Solve problems • Take photographs of the den made!
<p><u>Be the teacher</u></p> <ul style="list-style-type: none"> • Teach a family member something new – it can be something you have learnt in ELC, new words, colours, counting, a simple song you know. 	<p><u>Be responsible</u></p> <ul style="list-style-type: none"> • Help to tidy up at home. • Set the table • Help with the recycling • Sort and tidy toys • To borrow and bring back the lending library books. 	<p><u>Walking</u></p> <ul style="list-style-type: none"> • Go on a listening walk • Go on a number walk • Identify seasonal changes • Read road signs 

<p><u>Take a trip to the shop</u></p> <ul style="list-style-type: none"> • Help an adult write a shopping list • Count the items in the basket in the basket or trolley • Use technology skills to fill an online shopping basket • Look at prices and talk about more and less • Explore money around the home (piggybanks, pocket money etc) • Talk about different ways of paying for things 	<p><u>Fun Foods</u></p> <ul style="list-style-type: none"> • Choose a favourite recipe and help a grown-up to cook/bake it • Help to weigh/measure out ingredients • Can you eat five fruits/vegetables a day? • Try a new food and talk about it • Discuss which foods are healthy and unhealthy and why • Choose and prepare healthy snacks for school 	<p><u>Outdoor Learning</u></p> <ul style="list-style-type: none"> • Go for a walk/bike ride and talk about what you see • Play I Spy • Look for signs of seasonal changes in the local environment • Collect objects from nature (eg leaves, pebbles, shells) and use them to create a picture • Read signs in your local area (eg traffic signs, street names, shop signs) • Visit the library
<p><u>Time and Seasons</u></p>  <ul style="list-style-type: none"> • Talk about the days of the week • What day is it today, yesterday and tomorrow? • Look at the weather and help choose appropriate clothes to wear. • Use different ways look at the weather forecast (eg weather app, radio/tv, ask Alexa) 	<p><u>Number practice</u></p> <ul style="list-style-type: none"> • Write numbers in the sand/shaving foam • How many steps can you take on the beach? • Read numbers around the home (eg remote control, phone, pages in a book) • Set the table. How many plates/pieces of cutlery do you need altogether? • Play a board game (eg Snakes and Ladders) 	<p><u>Personal Achievements</u></p> <ul style="list-style-type: none"> • Complete a jigsaw puzzle • Tie shoe laces • Dress independently (eg put on jacket) • Use correct cutlery to cut and eat food • Make a model using your imagination • Choose a book and read for enjoyment • Offer to help around the house (eg dishes, tidying toys)
<p><u>Letter practice</u></p> <ul style="list-style-type: none"> • Write letters in the sand/shaving foam • Practise letters on a whiteboard/notebook • Identify and say letters in your story books • Take a walk around your local area. What letters can you see? 	<p><u>Gaelic</u></p> <ul style="list-style-type: none"> • Watch Gaelic TV programmes • Play games on lasadh.co.uk • Listen to Radio nan Gaidheal • Talk about the weather in Gaelic • Teach someone Gaelic • Say please and thank you in Gaelic 	<p><u>Fine motor skills</u></p> <ul style="list-style-type: none"> • Help with laundry by pairing socks • Cut out letters of old magazines and make your name • Make bracelets using beads and strings. How many patterns can you make? • Make a necklace using string and pasta • Make different letters and shapes using playdough
<p><u>Be the teacher</u></p> <ul style="list-style-type: none"> • Teach a family member something new – it can be something you have learnt in school, a song you know or the rules to a game 	<p><u>STEM (Science, Technology, Engineering, Maths)</u></p> <ul style="list-style-type: none"> • Plant a seed and look after it. Measure how tall it grows • Build a structure with construction toys and test how strong it is 	<p><u>Digital Learning</u></p> <ul style="list-style-type: none"> • Choose a Maths game to play • Choose a language game to play • Take a photo with a camera/phone etc 

<p><u>Take a trip to the shop/play shops</u></p> <ul style="list-style-type: none"> Calculate how much the things you are buying will cost (the total) Find items that total exactly 10p, 20p, 30p, 40p, 50, £1, £2, £5, £10 etc Work out how much change you will get if you are paying in cash from 10p, 20p, 50p Weigh items 	<p><u>Do some baking and cooking</u></p> <ul style="list-style-type: none"> Weigh/measure out ingredients Use a favourite recipe and work out how much of each ingredient you would need Calculate when cooking/baking will be ready use timers and clocks to help you 	<p><u>Make a cartoon strip</u></p> <ul style="list-style-type: none"> Read a selection of comics Base your cartoon on something funny that has happened to you Create a cartoon strip about a new super hero 
<p><u>Weather watch</u></p> <ul style="list-style-type: none"> Collect rainwater and measure rainfall – record both the daily amount and the total Keep a weather record – include what the weather was like and what activities you did that day (does the weather affect what you do?) Watch the weather forecast on the TV/ Internet 	<p><u>Conduct an interview</u></p> <ul style="list-style-type: none"> Interview a local hero in Gaelic/English Interview an older family member – find out about what life was like when they were younger (school, hobbies etc.) 	<p><u>In the news</u></p> <ul style="list-style-type: none"> Read a selection of news articles (local and national) and explain why you thought it was interesting Watch Newsround and discuss the headlines Read local newspapers to keep up with school news
<p><u>Your favourite shows</u></p> <ul style="list-style-type: none"> Keep a record of how long you spend watching a TV show/ film Write down the start and finish times of your favourite TV shows and work out how long they are on for 	<p><u>Gaelic</u></p> <ul style="list-style-type: none"> Watch Gaelic TV programmes/ BBC Alba Play games on lasadh.co.uk/ Go! Gaelic Listen to Radio nan Gaidheal Read Gaelic street signs Talk about the weather in Gaelic Tell the time/day/month/season in Gaelic Teach someone Gaelic 	<p><u>Spelling</u></p> <ul style="list-style-type: none"> Practice your spelling using look, cover, write and check. Play spelling tennis, make up songs or raps using magnetic letters or Alphabetti Spaghetti (if you have them) www.spellingcity.com www.galacticphonics.com www.spellzone.com
<p><u>Be the teacher</u></p> <ul style="list-style-type: none"> Teach a family member something new – it can be something you have learnt in school, a song you know or the rules to a game 	<p><u>Be responsible</u></p> <ul style="list-style-type: none"> Write a care plan for a pet you have/would like to own – research using books/internet and use your own knowledge Offer to help around the house (help with the dishes, the washing, the sweeping or the dusting) Identify healthy and unhealthy foods in your diet. 	<p><u>ICT</u></p> <ul style="list-style-type: none"> Choose a Maths game to play Choose a Language game to play  <p>(if you didn't get 100% play again and try to beat your last score)</p> <ul style="list-style-type: none"> Use a variety of Microsoft programmes to reinforce the skills that you have learned in school e.g. Power Point, Publisher etc

<p><u>Letter practice</u></p> <ul style="list-style-type: none"> • Write letters/ words in the sand • Make letters/shaving foam with shaving foam • Make letters using blocks or lego • Identify and say letters in your story books • Take a walk around your village. What letters can you see? 	<p><u>Number practice</u></p> <ul style="list-style-type: none"> • Write numbers/sums in the sand • How many steps can you take on the beach? Count. • Make numbers with shaving foam • Read numbers aloud when using the remote control • Make numbers with lego • How many flowers can you find in the garden? • Times tables practice 	<p><u>Fine motor skills</u></p> <ul style="list-style-type: none"> • Help with laundry by pairing socks • Cut out letters of old magazines and make your name • Make bracelets using beads and strings. How many patterns can you make? • Make a necklace using string and pasta • Make different letters and shapes using playdough • Build with lego, KNEX/ Meccano
<p><u>Board Games</u></p> <ul style="list-style-type: none"> • Learn to play traditional games with your family e.g. Snakes and Ladders Ludo Dominoes Card games Scrabble • Read and follow instructions, turn taking 	<p><u>Websites</u></p> <p> www.educationcity.com www.topmarks.co.uk www.oxfordowl.co.uk www.readworks.org www.spellingcity.com www.galacticphonics.com www.timestables.co.uk </p>	<p><u>Outdoor Learning</u></p> <ul style="list-style-type: none"> • Go for a family walk/ bike ride in the Castle Grounds • Build a den • Ride your go-kart, scooter, bike • Play in the garden • Visit the beach

<p><u>Take a trip to the shops</u></p> <ul style="list-style-type: none"> Calculate how much the things you are buying will cost (the total) Work out how much change you will get if you are paying in cash from £5.00, £10.00 and beyond. How much money can you save up from pocket money? Budget Discuss if items you are buying are items you 'need' or 'want'. 	<p><u>Do some baking and cooking for your family</u></p> <ul style="list-style-type: none"> Weigh/measure out ingredients using various measuring equipment e.g. scales, spoons etc Use a favourite recipe and work out how much of each ingredient you would need Calculate when cooking/baking will be ready use timers and clocks to help you Convert the units of measurement e.g. ounces to grams etc 	<p><u>Make a cartoon strip</u></p> <ul style="list-style-type: none"> Read a selection of comics or short stories Base your cartoon on something funny that has happened to you Create a cartoon strip about a new super hero Include onomatopoeic words such as 'bang', 'pow' Read your cartoon strip to a younger family member 
<p><u>Weather watch</u></p> <ul style="list-style-type: none"> Collect rainwater and measure rainfall – record both the daily amount and the total Keep a weather record – include what the weather was like and what activities you did that day (does the weather affect what you do) Watch the weather forecast on the TV/ Internet Create your own weather forecast using key terminology from weather reports Compare the accuracy of different weather websites 	<p><u>Conduct an interview</u></p> <ul style="list-style-type: none"> Interview a local hero in Gaelic/English Interview an older family member – find out about what life was like when they were younger (school, hobbies etc.) Research significant individuals who have made a difference in the local community 	<p><u>In the news</u></p> <ul style="list-style-type: none"> Read a selection of news articles (local and national) and explain why you thought it was interesting Watch Newsround – extract the key points and summarise the article in a few sentences Read local newspapers to keep up with news Explain why the news article is important and the impact it may have
<p><u>Your favourite shows</u></p> <ul style="list-style-type: none"> Keep a record of how long you spend watching a TV show/film Write down the start and finish times of your favourite TV shows and work out how long they are on for Calculate how long the adverts are on between shows Discuss the purpose of adverts and how they influence people Watch scientific/nature programmes 	<p><u>Gaelic</u></p> <ul style="list-style-type: none"> Watch Gaelic TV programmes/ BBC Alba Play games on lasadh.co.uk/ Go! Gaelic Listen to and pick out familiar vocabulary on Radio nan Gaidheal Read Gaelic street signs Talk about the weather in Gaelic Tell the time/day/month/season in Gaelic Teach someone Gaelic phrases and instructions 	<p><u>Spelling</u></p> <ul style="list-style-type: none"> Practice your spelling using a variety of strategies including look, cover, write and check Play active games such as spelling tennis, making up songs or raps, noughts and crosses Use a dictionary to find the meaning of unknown words Write a short story using your spelling words www.spellingcity.com www.galacticphonics.com www.spellzone.com www.spellingcity.com

<p><u>Be the teacher</u></p> <ul style="list-style-type: none"> Teach a family member something new – it can be something you have learnt in school, a song you know or the rules to a game 	<p><u>Be responsible</u></p> <ul style="list-style-type: none"> Write a care plan for a pet you have/would like to own – research using books/internet and use your own knowledge Offer to help around the house (help with the dishes, the washing, the sweeping or the dusting) Do something kind for a relative/familiar neighbour Do something for charity/volunteer in your spare time 	<p><u>ICT</u></p> <ul style="list-style-type: none"> Choose a Maths game to play Choose a Language game to play (if you didn't get 100% play again and try to beat your last score) Use a variety of Microsoft programmes to reinforce the skills that you have learned in school e.g Power Point, Publisher etc Login and explore the features of Glow including email, Onedrive, Sway and Yammer groups 
<p><u>Physical Activity</u></p> <ul style="list-style-type: none"> Take responsibility to ensure you are physically active every day Examine your own level of fitness and how this can be improved Study the health benefits of exercise Visit your local sports centre to see what activities are available Enter a sports competition and work towards achieving a goal 	<p><u>Times tables</u></p> <ul style="list-style-type: none"> Daily practise of all multiplication facts up to the 12x table. Family members can quiz each other. Explore the inverse operations e.g. 5 multiplied by 10 = 50, so 50 divided by 5 = 10. Play online games to reinforce times table 	<p><u>Health and Wellbeing</u></p> <ul style="list-style-type: none"> Discuss healthy eating habits and contribute to family meal planning Read and examine nutritional information on different foods Participate in extra-curricular activities of your choice Talk to someone if something is worrying/upsetting you
<p><u>Family Games</u></p> <ul style="list-style-type: none"> Learn to play traditional games with your family e.g. Snakes and Ladders Ludo Dominoes Card games Scrabble Build with Lego, KNEX/ Meccano Read and follow instructions, turn taking Teach others how to play a game 	<p><u>Websites</u></p> <p> www.topmarks.co.uk www.timestables.co.uk www.educationcity.com www.studyladder.co.uk www.topmarks.co.uk www.readworks.org www.giglets.com </p>	<p><u>Outdoor Learning</u></p> <ul style="list-style-type: none"> Go for a family walk/ bike ride in the Castle Grounds Build a den Ride your go-kart, scooter, bike Visit the beach Explore your natural surroundings, e.g. study wild flowers, bird watching etc



Parentzone
SCOTLAND

Fun ideas to encourage
good reading habits

Early Years

- ✓ Snuggle up and read with your child every day. Have a special place to keep your books.
- ✓ Take your child to the library, let them choose exciting books with flaps, different textures, colourful pictures and sounds, and get them a library card.
- ✓ Let your child act out the story. They might be moving but they are still listening!
- ✓ Talk about interesting words and what is happening in the book.
- ✓ Talk about reading from left to right and show your child, by using your finger, how to trace the words.
- ✓ Show your child how much you love reading and use expression and humour when reading to them.
- ✓ Say rhymes and sing songs together and let your child fill in the rhyming words at the end of the sentence.
- ✓ Make mistakes in familiar songs and rhymes... and get caught!
- ✓ Take time to listen to your child's ideas and opinions - they have lots of them!
- ✓ Point out, and talk about, the words all around you, for example the name of the shop you are in, labels on food, familiar street names.
- ✓ Give your child their own short shopping list with words and pictures.
- ✓ Make your own picture books.
- ✓ Play I Spy (use the letter sounds).



Parentzone
SCOTLAND

Fun ideas to encourage
good reading habits

Primary

- ✓ Visit the library regularly. Let your child choose their own book from the relevant section and use their own library card.
- ✓ Pick books that are at the level your child is able to read, and use newly learned words in interesting sentences.
- ✓ Show your child how much you enjoy reading (even if it's a newspaper) and let them see you use a dictionary.
- ✓ Read different types of books to let your child experience different kinds of language.
- ✓ Talk about the story, using the pictures. Include the characters, the setting and the plot (books don't need to have words in order to tell a story).
- ✓ Talk about words that are the same but have different meanings (jam goes on your toast, as well as meaning cars stuck in traffic).
- ✓ Give your child time (10 seconds) to sound out words they don't recognise straight away.
- ✓ When you talk to your child, use some interesting words and talk about what they mean. Try changing the first letter in a word to make a new word.
- ✓ Ask your child to help you write the shopping list and match it to items in the shop.
- ✓ Use personal experiences as opportunities for you and your child to notice words in your environment (for example shops, street names).
- ✓ Play fun games with cards (Top Trumps, Pairs, Snap) and encourage your child to read out the rules for favourite games.
- ✓ Take turns to read aloud at story time and be an enthusiastic listener when your child reads aloud to you.
- ✓ Have a special place to keep your books at home and a special time to read them.
- ✓ Take a book everywhere you go and make up stories as you travel, with each of you adding a new line.